

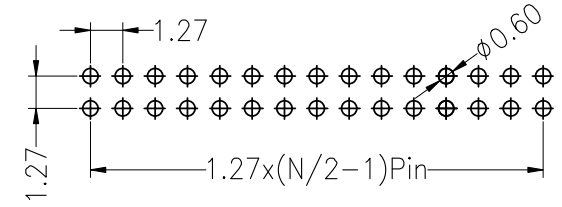
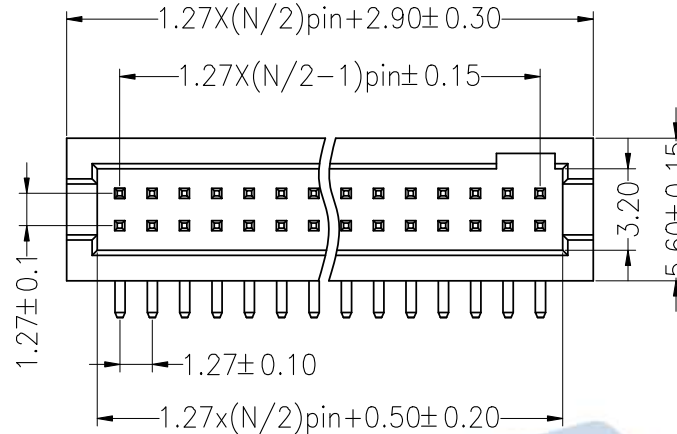


**SPECIFICATIONS**

Rated Current:1.0AMP  
 Contact Resistance:20mΩ Max  
 Withstand Voltage:500V AC/DC  
 Insulation Resistance:1000MΩ Min  
 Operation Temperature:-40°c to +105°c

Contact Material:Brass  
 Contact Plating:Au or Sn Over Ni  
 Insulator Material:Polyester(UL94V-0)  
 Resistance To Soldering Heat:  
 245° C±5° C, 10s(PBT insulator)  
 260° C±5° C, 10s(PA6T&PA9T&LCP insulator)

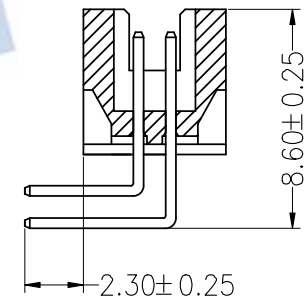
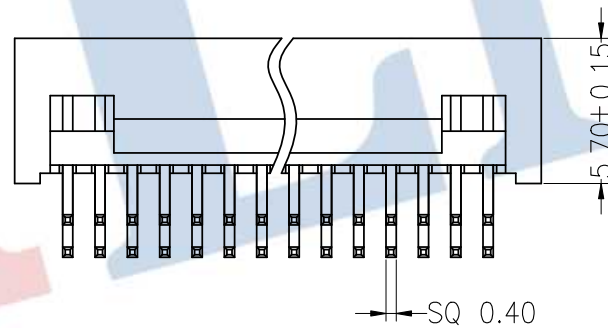
Recommended P.C.B Layout(Top Side)  
 (PCB BOARD TOLERANCE± 0.05)



**Ordering Information**

3232 XX R XX X B K00 X 0X

- No.of Pins: 10-100P
- Contact Plating: G0:Gold Flash, G1:1u" Gold, G2:1.5u" Gold, G3:2u" Gold, G4:3u" Gold, G5:5u" Gold, G6:10u" Gold, G7:15u" Gold, G8:30u" Gold, S0:Gold Flash/Tin, SN:Tin
- Insulator Material Option: A=BK-PBT, B=BK-PA66, C=BK-PA6T, D=BK-PA46, E=BK-PA9T, F=BK-LCP
- Packing: 0=PE Bag, A=Tray, T=Tube



				OPERATION		DRAW	ChenWei	21.06.21	SCALE	FIT	<b>JILN</b> ® 深圳市锦凌电子有限公司 SHENZHEN JINLING ELECTRONICS CO.,LTD Tel: 86-755-27483253 Fax: 86-755-2997-5588		
				X.X	± 0.30				UNIT	mm			
				X.XX	± 0.20	CHECK		SIZE	A4	PART NO.			3232XXRXXXBK00X0X
				X.XXX	± 0.10	APPROVE		SHEET	1/1	TITLE:			1.27Box Header Npin H5.7 90°
A0	2021.06.21	NEW DRAWING		Angle	± 3°			PROJ.	◆ ▽				
REV	DATE	MODIFICATION DESCRIPTION		DIM	TOL								